






SYSTEM LAYOUT



Indicate the location of the Fire Alarm Communicator (FAC), Fire Alarm Control Panel (FACP), Fire Riser Valve (RV), and all sensors.

Sensor Legend:

 Fire Alarm Comm.	 Fire Riser	 Manual Pull	 Horn/Sounder
 Fire Alarm Cont. Panel	 Door	 Heat Det.	 Horn/Strobe
 Sprinkler Alarm Panel		 Smoke Det.	 Strobe

ABNORMAL CONDITIONS:

DESCRIBE BUILDING STRUCTURE

Square Feet:
Occupancy Type:
Occupany Load:

NOTES:

Fire sprinkler monitoring only