

Statement of Vote
Clark County
2009 MUNICIPAL GENERAL ELECTION
06/03/2009

MAYOR OF NORTH LAS VEGAS

	Registered	Turnout	Percent	1	2
2008 - NLV	1,192	204	17.11%	128	76
Election Day Edge		105	8.81%	66	39
Early Vote		84	7.05%	52	32
Mail		15	1.26%	10	5
2360 - NLV	1,484	174	11.73%	87	87
Election Day Edge		94	6.33%	49	45
Early Vote		65	4.38%	29	36
Mail		15	1.01%	9	6
2361 - NLV	871	61	7.00%	28	33
Election Day Edge		28	3.21%	15	13
Early Vote		29	3.33%	11	18
Mail		4	0.46%		
				*****	Insufficient Turnout to Protect Voter Privacy *****
2362 - NLV	1,045	119	11.39%	48	68
Election Day Edge		32	3.06%	14	16
Early Vote		75	7.18%	31	43
Mail		12	1.15%	3	9
2363 - NLV	907	87	9.59%	39	48
Election Day Edge		37	4.08%	12	25
Early Vote		38	4.19%	17	21
Mail		12	1.32%	10	2
2364 - NLV	1,384	167	12.07%	94	71
Election Day Edge		79	5.71%	44	33
Early Vote		70	5.06%	39	31
Mail		18	1.30%	11	7
2365 - NLV	1,489	279	18.74%	181	96
Election Day Edge		120	8.06%	77	42
Early Vote		117	7.86%	73	43
Mail		42	2.82%	31	11
2366 - NLV	1,050	227	21.62%	150	75
Election Day Edge		90	8.57%	55	34
Early Vote		105	10.00%	73	31
Mail		32	3.05%	22	10
2367 - NLV	801	97	12.11%	34	63
Election Day Edge		39	4.87%	11	28
Early Vote		55	6.87%	21	34
Mail		3	0.37%		
				*****	Insufficient Turnout to Protect Voter Privacy *****
2370 - NLV	280	53	18.93%	26	27
Election Day Edge		23	8.21%	12	11
Early Vote		21	7.50%	9	12
Mail		9	3.21%		
				*****	Insufficient Turnout to Protect Voter Privacy *****
2371 - NLV	915	149	16.28%	103	46
Election Day Edge		79	8.63%	57	22
Early Vote		48	5.25%	28	20
Mail		22	2.40%	18	4
2372 - NLV	1,052	125	11.88%	78	45
Election Day Edge		57	5.42%	42	15
Early Vote		60	5.70%	30	28
Mail		8	0.76%		
				*****	Insufficient Turnout to Protect Voter Privacy *****

Statement of Vote
Clark County
2009 MUNICIPAL GENERAL ELECTION
06/03/2009

MAYOR OF NORTH LAS VEGAS

	Registered	Turnout	Percent	1	2
2373 - NLV	765	116	15.16%	71	44
Election Day Edge		47	6.14%	32	14
Early Vote		60	7.84%	34	26
Mail		9	1.18%		***** Insufficient Turnout to Protect Voter Privacy *****
2374 - NLV	1,047	115	10.98%	70	45
Election Day Edge		39	3.72%	24	15
Early Vote		61	5.83%	35	26
Mail		15	1.43%	11	4
2375 - NLV	1,639	164	10.01%	96	65
Election Day Edge		57	3.48%	27	29
Early Vote		95	5.80%	60	33
Mail		12	0.73%	9	3
2380 - NLV	1,183	163	13.78%	90	71
Election Day Edge		56	4.73%	26	28
Early Vote		96	8.11%	56	40
Mail		11	0.93%	8	3
2381 - NLV	1,345	175	13.01%	94	79
Election Day Edge		83	6.17%	41	40
Early Vote		80	5.95%	43	37
Mail		12	0.89%	10	2
2382 - NLV	1,421	160	11.26%	63	95
Election Day Edge		76	5.35%	21	53
Early Vote		69	4.86%	34	35
Mail		15	1.06%	8	7
2383 - NLV	1,362	183	13.44%	109	72
Election Day Edge		79	5.80%	40	39
Early Vote		96	7.05%	64	30
Mail		8	0.59%		***** Insufficient Turnout to Protect Voter Privacy *****
2384 - NLV	1,218	143	11.74%	106	35
Election Day Edge		64	5.25%	40	22
Early Vote		72	5.91%	61	11
Mail		7	0.57%		***** Insufficient Turnout to Protect Voter Privacy *****
2385 - NLV	1,355	178	13.14%	108	69
Election Day Edge		77	5.68%	42	34
Early Vote		85	6.27%	57	28
Mail		16	1.18%	9	7
2386 - NLV	1,274	155	12.17%	98	57
Election Day Edge		89	6.99%	62	27
Early Vote		57	4.47%	33	24
Mail		9	0.71%		***** Insufficient Turnout to Protect Voter Privacy *****
2387 - NLV	876	63	7.19%	39	24
Election Day Edge		12	1.37%	8	4
Early Vote		44	5.02%	26	18
Mail		7	0.80%		***** Insufficient Turnout to Protect Voter Privacy *****
2390 - NLV	1,158	198	17.10%	132	66
Election Day Edge		69	5.96%	43	26
Early Vote		120	10.36%	85	35

Statement of Vote
Clark County
2009 MUNICIPAL GENERAL ELECTION
06/03/2009

MAYOR OF NORTH LAS VEGAS

	Registered	Turnout	Percent	1	2	
2390 - NLV	1,158	198	17.10%	132	66	
Mail		9	0.78%		*****	Insufficient Turnout to Protect Voter Privacy *****
2391 - NLV	1,556	373	23.97%	265	105	
Election Day Edge		97	6.23%	65	31	
Early Vote		270	17.35%	196	72	
Mail		6	0.39%		*****	Insufficient Turnout to Protect Voter Privacy *****
2392 - NLV	1,597	227	14.21%	148	78	
Election Day Edge		83	5.20%	53	30	
Early Vote		132	8.27%	88	43	
Mail		12	0.75%	7	5	
2393 - NLV	1,350	194	14.37%	125	69	
Election Day Edge		50	3.70%	32	18	
Early Vote		130	9.63%	84	46	
Mail		14	1.04%	9	5	
2394 - NLV	1,159	124	10.70%	81	43	
Election Day Edge		53	4.57%	37	16	
Early Vote		68	5.87%	43	25	
Mail		3	0.26%		*****	Insufficient Turnout to Protect Voter Privacy *****
2395 - NLV	1,387	142	10.24%	80	62	
Election Day Edge		51	3.68%	29	22	
Early Vote		77	5.55%	44	33	
Mail		14	1.01%	7	7	
2400 - NLV	982	86	8.76%	55	29	
Election Day Edge		26	2.65%	18	8	
Early Vote		51	5.19%	33	18	
Mail		9	0.92%		*****	Insufficient Turnout to Protect Voter Privacy *****
2404 - NLV	1,013	118	11.65%	69	48	
Election Day Edge		38	3.75%	19	19	
Early Vote		67	6.61%	39	27	
Mail		13	1.28%	11	2	
2409 - NLV	1,150	125	10.87%	70	55	
Election Day Edge		59	5.13%	25	34	
Early Vote		63	5.48%	42	21	
Mail		3	0.26%		*****	Insufficient Turnout to Protect Voter Privacy *****
2410 - NLV	214	14	6.54%	9	5	
Election Day Edge		0	0.00%	0	0	
Early Vote		0	0.00%	0	0	
Mail		14	6.54%	9	5	
2424 - NLV	844	92	10.90%	38	54	
Election Day Edge		45	5.33%	17	28	
Early Vote		33	3.91%	16	17	
Mail		14	1.66%	5	9	
2425 - NLV	685	81	11.82%	35	46	
Election Day Edge		35	5.11%	18	17	
Early Vote		28	4.09%	10	18	
Mail		18	2.63%	7	11	

Statement of Vote
Clark County
2009 MUNICIPAL GENERAL ELECTION
06/03/2009

MAYOR OF NORTH LAS VEGAS

	Registered	Turnout	Percent	1	2
2426 - NLV	702	98	13.96%	23	74
Election Day Edge		68	9.69%	12	55
Early Vote		21	2.99%	6	15
Mail		9	1.28%		***** Insufficient Turnout to Protect Voter Privacy *****
2438 - NLV	1	0	0.00%	0	0
Election Day Edge		0	0.00%	0	0
Early Vote		0	0.00%	0	0
Mail		0	0.00%	0	0
2439 - NLV	1,415	73	5.16%	42	31
Election Day Edge		26	1.84%	16	10
Early Vote		39	2.76%	23	16
Mail		8	0.57%		***** Insufficient Turnout to Protect Voter Privacy *****
2440 - NLV	1,267	480	37.88%	317	158
Election Day Edge		153	12.08%	108	45
Early Vote		282	22.26%	177	103
Mail		45	3.55%	32	10
2446 - NLV	1,099	111	10.10%	73	38
Election Day Edge		42	3.82%	32	10
Early Vote		68	6.19%	41	27
Mail		1	0.09%		***** Insufficient Turnout to Protect Voter Privacy *****
2447 - NLV	0	0	0.00%	0	0
Election Day Edge		0	0.00%	0	0
Early Vote		0	0.00%	0	0
Mail		0	0.00%	0	0
2448 - NLV	1,626	129	7.93%	81	43
Election Day Edge		61	3.75%	38	23
Early Vote		61	3.75%	38	18
Mail		7	0.43%		***** Insufficient Turnout to Protect Voter Privacy *****
2449 - NLV	1,034	133	12.86%	92	41
Election Day Edge		66	6.38%	42	24
Early Vote		60	5.80%	46	14
Mail		7	0.68%		***** Insufficient Turnout to Protect Voter Privacy *****
2456 - NLV	1,479	138	9.33%	85	52
Election Day Edge		27	1.83%	15	12
Early Vote		107	7.23%	66	38
Mail		4	0.27%		***** Insufficient Turnout to Protect Voter Privacy *****
2457 - NLV	1,126	103	9.15%	77	26
Election Day Edge		45	4.00%	40	5
Early Vote		51	4.53%	33	18
Mail		7	0.62%		***** Insufficient Turnout to Protect Voter Privacy *****
2459 - NLV	829	83	10.01%	42	39
Election Day Edge		55	6.63%	30	25
Early Vote		21	2.53%	7	12
Mail		7	0.84%		***** Insufficient Turnout to Protect Voter Privacy *****
2463 - NLV	1,308	102	7.80%	66	36
Election Day Edge		22	1.68%	16	6
Early Vote		72	5.50%	44	28

Statement of Vote
Clark County
2009 MUNICIPAL GENERAL ELECTION
06/03/2009

MAYOR OF NORTH LAS VEGAS

	Registered	Turnout	Percent	1	2	
2463 - NLV	1,308	102	7.80%	66	36	
Mail		8	0.61%		*****	Insufficient Turnout to Protect Voter Privacy *****
2464 - NLV	949	115	12.12%	60	55	
Election Day Edge		41	4.32%	26	15	
Early Vote		64	6.74%	29	35	
Mail		10	1.05%		*****	Insufficient Turnout to Protect Voter Privacy *****
2480 - NLV	1,236	167	13.51%	127	36	
Election Day Edge		78	6.31%	56	19	
Early Vote		80	6.47%	63	16	
Mail		9	0.73%		*****	Insufficient Turnout to Protect Voter Privacy *****
2481 - NLV	1,648	169	10.25%	125	43	
Election Day Edge		55	3.34%	38	17	
Early Vote		107	6.49%	82	24	
Mail		7	0.42%		*****	Insufficient Turnout to Protect Voter Privacy *****
2482 - NLV	1,087	128	11.78%	69	59	
Election Day Edge		49	4.51%	30	19	
Early Vote		69	6.35%	32	37	
Mail		10	0.92%		*****	Insufficient Turnout to Protect Voter Privacy *****
2483 - NLV	842	77	9.14%	47	30	
Election Day Edge		44	5.23%	24	20	
Early Vote		32	3.80%	23	9	
Mail		1	0.12%		*****	Insufficient Turnout to Protect Voter Privacy *****
2484 - NLV	837	202	24.13%	131	70	
Election Day Edge		78	9.32%	43	34	
Early Vote		114	13.62%	80	34	
Mail		10	1.19%		*****	Insufficient Turnout to Protect Voter Privacy *****
2500 - NLV	1,049	384	36.61%	282	102	
Election Day Edge		130	12.39%	96	34	
Early Vote		224	21.35%	163	61	
Mail		30	2.86%	23	7	
4017 - NLV	1,952	340	17.42%	34	302	
Election Day Edge		192	9.84%	18	175	
Early Vote		121	6.20%	12	108	
Mail		27	1.38%	6	19	
4019 - NLV	92	5	5.43%			***** Insufficient Turnout to Protect Voter Privacy *****
Election Day Edge		0	0.00%	0	0	
Early Vote		2	2.17%		*****	Insufficient Turnout to Protect Voter Privacy *****
Mail		3	3.26%		*****	Insufficient Turnout to Protect Voter Privacy *****
4022 - NLV	162	25	15.43%	10	15	
Election Day Edge		22	13.58%	8	14	
Early Vote		1	0.62%		*****	Insufficient Turnout to Protect Voter Privacy *****
Mail		2	1.23%		*****	Insufficient Turnout to Protect Voter Privacy *****
4300 - NLV	284	30	10.56%	14	16	
Election Day Edge		12	4.23%	3	9	
Early Vote		10	3.52%		*****	Insufficient Turnout to Protect Voter Privacy *****
Mail		8	2.82%		*****	Insufficient Turnout to Protect Voter Privacy *****

Statement of Vote
Clark County
2009 MUNICIPAL GENERAL ELECTION
06/03/2009

MAYOR OF NORTH LAS VEGAS

	Registered	Turnout	Percent	1	2
4301 - NLV	1,101	157	14.26%	90	66
Election Day Edge		39	3.54%	20	18
Early Vote		106	9.63%	60	46
Mail		12	1.09%	10	2
4302 - NLV	172	11	6.40%	7	4
Election Day Edge		1	0.58%		***** Insufficient Turnout to Protect Voter Privacy *****
Early Vote		8	4.65%		***** Insufficient Turnout to Protect Voter Privacy *****
Mail		2	1.16%		***** Insufficient Turnout to Protect Voter Privacy *****
4304 - NLV	1,058	111	10.49%	40	68
Election Day Edge		41	3.88%	17	24
Early Vote		62	5.86%	21	41
Mail		8	0.76%		***** Insufficient Turnout to Protect Voter Privacy *****
4305 - NLV	826	76	9.20%	42	34
Election Day Edge		40	4.84%	23	17
Early Vote		31	3.75%	15	16
Mail		5	0.61%		***** Insufficient Turnout to Protect Voter Privacy *****
4306 - NLV	1,287	128	9.95%	44	84
Election Day Edge		51	3.96%	16	35
Early Vote		65	5.05%	18	47
Mail		12	0.93%	10	2
4307 - NLV	1,075	90	8.37%	46	44
Election Day Edge		25	2.33%	10	15
Early Vote		64	5.95%	35	29
Mail		1	0.09%		***** Insufficient Turnout to Protect Voter Privacy *****
4310 - NLV	1,115	178	15.96%	11	165
Election Day Edge		105	9.42%	5	98
Early Vote		64	5.74%	5	59
Mail		9	0.81%		***** Insufficient Turnout to Protect Voter Privacy *****
4311 - NLV	1,295	119	9.19%	25	92
Election Day Edge		47	3.63%	10	37
Early Vote		45	3.47%	9	35
Mail		27	2.08%	6	20
4312 - NLV	705	113	16.03%	15	97
Election Day Edge		72	10.21%	8	64
Early Vote		39	5.53%	7	31
Mail		2	0.28%		***** Insufficient Turnout to Protect Voter Privacy *****
4390 - NLV	66	1	1.52%		
Election Day Edge		0	0.00%	0	0
Early Vote		0	0.00%	0	0
Mail		1	1.52%		***** Insufficient Turnout to Protect Voter Privacy *****
4391 - NLV	190	20	10.53%	10	10
Election Day Edge		0	0.00%	0	0
Early Vote		0	0.00%	0	0
Mail		20	10.53%	10	10
4392 - NLV	301	13	4.32%	2	11
Election Day Edge		9	2.99%		***** Insufficient Turnout to Protect Voter Privacy *****
Early Vote		4	1.33%		***** Insufficient Turnout to Protect Voter Privacy *****

Statement of Vote
Clark County
2009 MUNICIPAL GENERAL ELECTION
06/03/2009

MAYOR OF NORTH LAS VEGAS

	Registered	Turnout	Percent	1	2	
4392 - NLV	301	13	4.32%	2	11	
Mail		0	0.00%	0	0	
4393 - NLV	274	21	7.66%	12	9	
Election Day Edge		10	3.65%			***** Insufficient Turnout to Protect Voter Privacy *****
Early Vote		7	2.55%			***** Insufficient Turnout to Protect Voter Privacy *****
Mail		4	1.46%			***** Insufficient Turnout to Protect Voter Privacy *****
4394 - NLV	561	43	7.66%	12	30	
Election Day Edge		17	3.03%	4	13	
Early Vote		19	3.39%	4	14	
Mail		7	1.25%			***** Insufficient Turnout to Protect Voter Privacy *****
4395 - NLV	19	2	10.53%			***** Insufficient Turnout to Protect Voter Privacy *****
Election Day Edge		0	0.00%	0	0	
Early Vote		0	0.00%	0	0	
Mail		2	10.53%			***** Insufficient Turnout to Protect Voter Privacy *****
4396 - NLV	602	41	6.81%	15	26	
Election Day Edge		17	2.82%	4	13	
Early Vote		21	3.49%	10	11	
Mail		3	0.50%			***** Insufficient Turnout to Protect Voter Privacy *****
4397 - NLV	234	14	5.98%	4	10	
Election Day Edge		7	2.99%			***** Insufficient Turnout to Protect Voter Privacy *****
Early Vote		7	2.99%			***** Insufficient Turnout to Protect Voter Privacy *****
Mail		0	0.00%	0	0	
4398 - NLV	17	0	0.00%	0	0	
Election Day Edge		0	0.00%	0	0	
Early Vote		0	0.00%	0	0	
Mail		0	0.00%	0	0	
4401 - NLV	136	8	5.88%			***** Insufficient Turnout to Protect Voter Privacy *****
Election Day Edge		0	0.00%	0	0	
Early Vote		6	4.41%			***** Insufficient Turnout to Protect Voter Privacy *****
Mail		2	1.47%			***** Insufficient Turnout to Protect Voter Privacy *****
4402 - NLV	323	22	6.81%	2	20	
Election Day Edge		17	5.26%	2	15	
Early Vote		5	1.55%			***** Insufficient Turnout to Protect Voter Privacy *****
Mail		0	0.00%	0	0	
4403 - NLV	467	61	13.06%	13	47	
Election Day Edge		17	3.64%	5	12	
Early Vote		39	8.35%	6	32	
Mail		5	1.07%			***** Insufficient Turnout to Protect Voter Privacy *****
4404 - NLV	8	4	50.00%			***** Insufficient Turnout to Protect Voter Privacy *****
Election Day Edge		0	0.00%	0	0	
Early Vote		0	0.00%	0	0	
Mail		4	50.00%			***** Insufficient Turnout to Protect Voter Privacy *****
4405 - NLV	16	2	12.50%			***** Insufficient Turnout to Protect Voter Privacy *****
Election Day Edge		0	0.00%	0	0	
Early Vote		0	0.00%	0	0	
Mail		2	12.50%			***** Insufficient Turnout to Protect Voter Privacy *****

Statement of Vote
Clark County
2009 MUNICIPAL GENERAL ELECTION
06/03/2009

MAYOR OF NORTH LAS VEGAS

	Registered	Turnout	Percent	1	2	
4410 - NLV	704	54	7.67%	15	39	
Election Day Edge		27	3.84%	6	21	
Early Vote		19	2.70%	7	12	
Mail		8	1.14%			***** Insufficient Turnout to Protect Voter Privacy *****
4411 - NLV	269	17	6.32%	6	11	
Election Day Edge		6	2.23%			***** Insufficient Turnout to Protect Voter Privacy *****
Early Vote		11	4.09%	3	8	
Mail		0	0.00%	0	0	
4412 - NLV	208	32	15.38%	8	24	
Election Day Edge		14	6.73%	4	10	
Early Vote		16	7.69%	2	14	
Mail		2	0.96%			***** Insufficient Turnout to Protect Voter Privacy *****
4413 - NLV	268	30	11.19%	10	20	
Election Day Edge		15	5.60%	4	11	
Early Vote		10	3.73%			***** Insufficient Turnout to Protect Voter Privacy *****
Mail		5	1.87%			***** Insufficient Turnout to Protect Voter Privacy *****
4414 - NLV	434	47	10.83%	10	37	
Election Day Edge		26	5.98%	0	26	
Early Vote		16	3.69%	6	10	
Mail		5	1.15%			***** Insufficient Turnout to Protect Voter Privacy *****
4415 - NLV	442	23	5.20%	8	15	
Election Day Edge		12	2.71%	3	9	
Early Vote		8	1.81%			***** Insufficient Turnout to Protect Voter Privacy *****
Mail		3	0.68%			***** Insufficient Turnout to Protect Voter Privacy *****
4416 - NLV	1,179	98	8.31%	35	60	
Election Day Edge		47	3.99%	14	31	
Early Vote		37	3.14%	15	21	
Mail		14	1.19%	6	8	
4417 - NLV	655	62	9.47%	22	40	
Election Day Edge		24	3.66%	9	15	
Early Vote		31	4.73%	10	21	
Mail		7	1.07%			***** Insufficient Turnout to Protect Voter Privacy *****
4420 - NLV	186	21	11.29%	7	14	
Election Day Edge		5	2.69%			***** Insufficient Turnout to Protect Voter Privacy *****
Early Vote		13	6.99%	3	10	
Mail		3	1.61%			***** Insufficient Turnout to Protect Voter Privacy *****
4421 - NLV	0	0	0.00%	0	0	
Election Day Edge		0	0.00%	0	0	
Early Vote		0	0.00%	0	0	
Mail		0	0.00%	0	0	
4422 - NLV	214	20	9.35%	2	17	
Election Day Edge		11	5.14%	2	9	
Early Vote		7	3.27%			***** Insufficient Turnout to Protect Voter Privacy *****
Mail		2	0.93%			***** Insufficient Turnout to Protect Voter Privacy *****
4423 - NLV	2	0	0.00%	0	0	
Election Day Edge		0	0.00%	0	0	

Statement of Vote
Clark County
2009 MUNICIPAL GENERAL ELECTION
06/03/2009

CERTIFIED COPY
This is hereby certified a true
and correct copy

Aneta Sheldon
Assistant City Clerk
City of North Las Vegas
Clark County, Nevada
Date: 6/29/09

MAYOR OF NORTH LAS VEGAS

	Registered	Turnout	Percent	1	2
4423 - NLV	2	0	0.00%	0	0
Early Vote		0	0.00%	0	0
Mail		0	0.00%	0	0
4428 - NLV	10	1	10.00%		*****
Election Day Edge		0	0.00%	0	0
Early Vote		0	0.00%	0	0
Mail		1	10.00%		*****
	77,493	9,863	12.73%	5,364	4,427

Insufficient Turnout to Protect Voter Privacy *****
Insufficient Turnout to Protect Voter Privacy *****

Candidates

- 1 Buck, Shari
- 2 Robinson, William

APPROVED this 17th day of June, 2009.

Michael L. Montandon
Michael L. Montandon, Mayor

William E. Robinson
William E. Robinson, Mayor Pro Tempore

Stephanie S. Smith
Stephanie S. Smith, Councilwoman

Shari Buck
Shari Buck, Councilwoman

Robert L. Eliason
Robert L. Eliason, Councilman

Aneta Sheldon
Attest: Karen L. Storms, CMC, City Clerk

Statement of Vote
Clark County
2009 MUNICIPAL GENERAL ELECTION
06/03/2009

COUNCIL MEMBER, WARD 3, NORTH LAS VEGAS

	Registered	Turnout	Percent	1	2
2008 - NLV	1,192	204	17.11%	96	103
Election Day Edge		105	8.81%	51	52
Early Vote		84	7.05%	39	42
Mail		15	1.26%	6	9
2360 - NLV	1,484	174	11.73%	62	107
Election Day Edge		94	6.33%	34	57
Early Vote		65	4.38%	26	38
Mail		15	1.01%	2	12
2365 - NLV	1,489	279	18.74%	89	178
Election Day Edge		120	8.06%	37	76
Early Vote		117	7.86%	45	68
Mail		42	2.82%	7	34
2366 - NLV	1,050	227	21.62%	67	158
Election Day Edge		90	8.57%	27	62
Early Vote		105	10.00%	36	68
Mail		32	3.05%	4	28
2371 - NLV	915	149	16.28%	64	82
Election Day Edge		79	8.63%	34	44
Early Vote		48	5.25%	21	27
Mail		22	2.40%	9	11
2372 - NLV	1,052	125	11.88%	54	68
Election Day Edge		57	5.42%	29	28
Early Vote		60	5.70%	23	35
Mail		8	0.76%		***** Insufficient Turnout to Protect Voter Privacy *****
2373 - NLV	765	116	15.16%	60	55
Election Day Edge		47	6.14%	27	20
Early Vote		60	7.84%	28	31
Mail		9	1.18%		***** Insufficient Turnout to Protect Voter Privacy *****
2381 - NLV	1,345	175	13.01%	81	90
Election Day Edge		83	6.17%	34	45
Early Vote		80	5.95%	39	41
Mail		12	0.89%	8	4
2383 - NLV	1,362	183	13.44%	78	102
Election Day Edge		79	5.80%	34	44
Early Vote		96	7.05%	42	53
Mail		8	0.59%		***** Insufficient Turnout to Protect Voter Privacy *****
2384 - NLV	1,218	143	11.74%	65	73
Election Day Edge		64	5.25%	32	29
Early Vote		72	5.91%	32	39
Mail		7	0.57%		***** Insufficient Turnout to Protect Voter Privacy *****
2385 - NLV	1,355	178	13.14%	61	111
Election Day Edge		77	5.68%	24	51
Early Vote		85	6.27%	30	51
Mail		16	1.18%	7	9
2386 - NLV	1,274	155	12.17%	69	83
Election Day Edge		89	6.99%	35	53
Early Vote		57	4.47%	30	25

This is hereby certified a true and correct copy

Anita Sheldon

Assistant City Clerk
City of North Las Vegas
Clark County, Nevada

Date: 6/29/09

Statement of Vote
Clark County
2009 MUNICIPAL GENERAL ELECTION
06/03/2009

COUNCIL MEMBER, WARD 3, NORTH LAS VEGAS


	Registered	Turnout	Percent	1	2
2386 - NLV	1,274	155	12.17%	69	83
Mail		9	0.71%		***** Insufficient Turnout to Protect Voter Privacy *****
2387 - NLV	876	63	7.19%	27	34
Election Day Edge		12	1.37%	6	6
Early Vote		44	5.02%	20	23
Mail		7	0.80%		***** Insufficient Turnout to Protect Voter Privacy *****
2390 - NLV	1,158	198	17.10%	100	95
Election Day Edge		69	5.96%	34	33
Early Vote		120	10.36%	61	58
Mail		9	0.78%		***** Insufficient Turnout to Protect Voter Privacy *****
2392 - NLV	1,597	227	14.21%	98	120
Election Day Edge		83	5.20%	41	39
Early Vote		132	8.27%	50	76
Mail		12	0.75%	7	5
2448 - NLV	1,626	129	7.93%	58	67
Election Day Edge		61	3.75%	30	30
Early Vote		61	3.75%	26	32
Mail		7	0.43%		***** Insufficient Turnout to Protect Voter Privacy *****
2459 - NLV	829	83	10.01%	41	37
Election Day Edge		55	6.63%	28	22
Early Vote		21	2.53%	8	13
Mail		7	0.84%		***** Insufficient Turnout to Protect Voter Privacy *****
2480 - NLV	1,236	167	13.51%	74	87
Election Day Edge		78	6.31%	32	43
Early Vote		80	6.47%	41	36
Mail		9	0.73%		***** Insufficient Turnout to Protect Voter Privacy *****
	21,823	2,975	13.63%	1,244	1,650


Candidates

- 1 Carvalho, Angelo
- 2 Wood, Anita

APPROVED this 17th day of June, 2009.



Michael L. Montandon, Mayor


William E. Robinson, Mayor Pro Tempore


Stephanie S. Smith, Councilwoman


Shari Buck, Councilwoman


Robert L. Eliason, Councilman


Attest: Karen L. Storms, CMC, City Clerk

Statement of Vote
Clark County
2009 MUNICIPAL GENERAL ELECTION
06/03/2009

MUNICIPAL COURT JUDGE, DEPT. 2, NORTH LAS VEGAS

	Registered	Turnout	Percent	1	2
2008 - NLV	1,192	204	17.11%	130	68
Election Day Edge		105	8.81%	64	39
Early Vote		84	7.05%	57	23
Mail		15	1.26%	9	6
2360 - NLV	1,484	174	11.73%	83	85
Election Day Edge		94	6.33%	44	48
Early Vote		65	4.38%	30	32
Mail		15	1.01%	9	5
2361 - NLV	871	61	7.00%	33	28
Election Day Edge		28	3.21%	20	8
Early Vote		29	3.33%	12	17
Mail		4	0.46%		***** Insufficient Turnout to Protect Voter Privacy *****
2362 - NLV	1,045	119	11.39%	49	64
Election Day Edge		32	3.06%	22	10
Early Vote		75	7.18%	21	48
Mail		12	1.15%	6	6
2363 - NLV	907	87	9.59%	29	54
Election Day Edge		37	4.08%	10	25
Early Vote		38	4.19%	13	23
Mail		12	1.32%	6	6
2364 - NLV	1,384	167	12.07%	93	71
Election Day Edge		79	5.71%	38	40
Early Vote		70	5.06%	46	22
Mail		18	1.30%	9	9
2365 - NLV	1,489	279	18.74%	168	96
Election Day Edge		120	8.06%	65	49
Early Vote		117	7.86%	76	36
Mail		42	2.82%	27	11
2366 - NLV	1,050	227	21.62%	127	93
Election Day Edge		90	8.57%	53	34
Early Vote		105	10.00%	61	40
Mail		32	3.05%	13	19
2367 - NLV	801	97	12.11%	43	52
Election Day Edge		39	4.87%	12	25
Early Vote		55	6.87%	31	24
Mail		3	0.37%		***** Insufficient Turnout to Protect Voter Privacy *****
2370 - NLV	280	53	18.93%	29	23
Election Day Edge		23	8.21%	13	9
Early Vote		21	7.50%	14	7
Mail		9	3.21%		***** Insufficient Turnout to Protect Voter Privacy *****
2371 - NLV	915	149	16.28%	98	47
Election Day Edge		79	8.63%	56	21
Early Vote		48	5.25%	28	20
Mail		22	2.40%	14	6
2372 - NLV	1,052	125	11.88%	68	54
Election Day Edge		57	5.42%	35	21
Early Vote		60	5.70%	32	27
Mail		8	0.76%		***** Insufficient Turnout to Protect Voter Privacy *****

Statement of Vote
Clark County
2009 MUNICIPAL GENERAL ELECTION
06/03/2009

MUNICIPAL COURT JUDGE, DEPT. 2, NORTH LAS VEGAS

	Registered	Turnout	Percent	1	2
2373 - NLV	765	116	15.16%	73	42
Election Day Edge		47	6.14%	30	16
Early Vote		60	7.84%	38	22
Mail		9	1.18%		**** Insufficient Turnout to Protect Voter Privacy ****
2374 - NLV	1,047	115	10.98%	65	46
Election Day Edge		39	3.72%	21	17
Early Vote		61	5.83%	37	22
Mail		15	1.43%	7	7
2375 - NLV	1,639	164	10.01%	85	73
Election Day Edge		57	3.48%	24	32
Early Vote		95	5.80%	58	33
Mail		12	0.73%	3	8
2380 - NLV	1,183	163	13.78%	100	57
Election Day Edge		56	4.73%	31	23
Early Vote		96	8.11%	62	30
Mail		11	0.93%	7	4
2381 - NLV	1,345	175	13.01%	82	90
Election Day Edge		83	6.17%	40	40
Early Vote		80	5.95%	37	43
Mail		12	0.89%	5	7
2382 - NLV	1,421	160	11.26%	85	67
Election Day Edge		76	5.35%	33	37
Early Vote		69	4.86%	43	24
Mail		15	1.06%	9	6
2383 - NLV	1,362	183	13.44%	102	74
Election Day Edge		79	5.80%	43	34
Early Vote		96	7.05%	55	36
Mail		8	0.59%		**** Insufficient Turnout to Protect Voter Privacy ****
2384 - NLV	1,218	143	11.74%	92	47
Election Day Edge		64	5.25%	36	26
Early Vote		72	5.91%	51	20
Mail		7	0.57%		**** Insufficient Turnout to Protect Voter Privacy ****
2385 - NLV	1,355	178	13.14%	103	68
Election Day Edge		77	5.68%	41	34
Early Vote		85	6.27%	52	28
Mail		16	1.18%	10	6
2386 - NLV	1,274	155	12.17%	96	56
Election Day Edge		89	6.99%	54	34
Early Vote		57	4.47%	38	19
Mail		9	0.71%		**** Insufficient Turnout to Protect Voter Privacy ****
2387 - NLV	876	63	7.19%	36	25
Election Day Edge		12	1.37%	6	6
Early Vote		44	5.02%	28	15
Mail		7	0.80%		**** Insufficient Turnout to Protect Voter Privacy ****
2390 - NLV	1,158	198	17.10%	127	71
Election Day Edge		69	5.96%	42	27
Early Vote		120	10.36%	80	40

Statement of Vote
Clark County
2009 MUNICIPAL GENERAL ELECTION
06/03/2009

MUNICIPAL COURT JUDGE, DEPT. 2, NORTH LAS VEGAS

	Registered	Turnout	Percent	1	2	
2390 - NLV	1,158	198	17.10%	127	71	
Mail		9	0.78%			***** Insufficient Turnout to Protect Voter Privacy *****
2391 - NLV	1,556	373	23.97%	275	89	
Election Day Edge		97	6.23%	64	31	
Early Vote		270	17.35%	206	57	
Mail		6	0.39%			***** Insufficient Turnout to Protect Voter Privacy *****
2392 - NLV	1,597	227	14.21%	140	82	
Election Day Edge		83	5.20%	45	36	
Early Vote		132	8.27%	86	43	
Mail		12	0.75%	9	3	
2393 - NLV	1,350	194	14.37%	128	58	
Election Day Edge		50	3.70%	30	16	
Early Vote		130	9.63%	90	36	
Mail		14	1.04%	8	6	
2394 - NLV	1,159	124	10.70%	73	50	
Election Day Edge		53	4.57%	36	16	
Early Vote		68	5.87%	36	32	
Mail		3	0.26%			***** Insufficient Turnout to Protect Voter Privacy *****
2395 - NLV	1,387	142	10.24%	83	55	
Election Day Edge		51	3.68%	29	21	
Early Vote		77	5.55%	45	29	
Mail		14	1.01%	9	5	
2400 - NLV	982	86	8.76%	54	27	
Election Day Edge		26	2.65%	18	8	
Early Vote		51	5.19%	30	18	
Mail		9	0.92%			***** Insufficient Turnout to Protect Voter Privacy *****
2404 - NLV	1,013	118	11.65%	64	53	
Election Day Edge		38	3.75%	19	19	
Early Vote		67	6.61%	39	28	
Mail		13	1.28%	6	6	
2409 - NLV	1,150	125	10.87%	65	52	
Election Day Edge		59	5.13%	28	26	
Early Vote		63	5.48%	34	26	
Mail		3	0.26%			***** Insufficient Turnout to Protect Voter Privacy *****
2410 - NLV	214	14	6.54%	4	9	
Election Day Edge		0	0.00%	0	0	
Early Vote		0	0.00%	0	0	
Mail		14	6.54%	4	9	
2424 - NLV	844	92	10.90%	58	32	
Election Day Edge		45	5.33%	30	14	
Early Vote		33	3.91%	19	13	
Mail		14	1.66%	9	5	
2425 - NLV	685	81	11.82%	54	25	
Election Day Edge		35	5.11%	23	11	
Early Vote		28	4.09%	20	7	
Mail		18	2.63%	11	7	

Statement of Vote
Clark County
2009 MUNICIPAL GENERAL ELECTION
06/03/2009

MUNICIPAL COURT JUDGE, DEPT. 2, NORTH LAS VEGAS

	Registered	Turnout	Percent	1	2
2426 - NLV	702	98	13.96%	64	28
Election Day Edge		68	9.69%	44	19
Early Vote		21	2.99%	16	5
Mail		9	1.28%		***** Insufficient Turnout to Protect Voter Privacy *****
2438 - NLV	1	0	0.00%	0	0
Election Day Edge		0	0.00%	0	0
Early Vote		0	0.00%	0	0
Mail		0	0.00%	0	0
2439 - NLV	1,415	73	5.16%	40	27
Election Day Edge		26	1.84%	17	7
Early Vote		39	2.76%	19	16
Mail		8	0.57%		***** Insufficient Turnout to Protect Voter Privacy *****
2440 - NLV	1,267	480	37.88%	324	134
Election Day Edge		153	12.08%	103	38
Early Vote		282	22.26%	188	85
Mail		45	3.55%	33	11
2446 - NLV	1,099	111	10.10%	71	39
Election Day Edge		42	3.82%	28	13
Early Vote		68	6.19%	42	26
Mail		1	0.09%		***** Insufficient Turnout to Protect Voter Privacy *****
2447 - NLV	0	0	0.00%	0	0
Election Day Edge		0	0.00%	0	0
Early Vote		0	0.00%	0	0
Mail		0	0.00%	0	0
2448 - NLV	1,626	129	7.93%	75	49
Election Day Edge		61	3.75%	37	22
Early Vote		61	3.75%	35	23
Mail		7	0.43%		***** Insufficient Turnout to Protect Voter Privacy *****
2449 - NLV	1,034	133	12.86%	94	39
Election Day Edge		66	6.38%	43	23
Early Vote		60	5.80%	47	13
Mail		7	0.68%		***** Insufficient Turnout to Protect Voter Privacy *****
2456 - NLV	1,479	138	9.33%	83	52
Election Day Edge		27	1.83%	18	9
Early Vote		107	7.23%	64	40
Mail		4	0.27%		***** Insufficient Turnout to Protect Voter Privacy *****
2457 - NLV	1,126	103	9.15%	65	35
Election Day Edge		45	4.00%	35	9
Early Vote		51	4.53%	28	21
Mail		7	0.62%		***** Insufficient Turnout to Protect Voter Privacy *****
2459 - NLV	829	83	10.01%	47	33
Election Day Edge		55	6.63%	31	22
Early Vote		21	2.53%	11	9
Mail		7	0.84%		***** Insufficient Turnout to Protect Voter Privacy *****
2463 - NLV	1,308	102	7.80%	49	51
Election Day Edge		22	1.68%	8	13
Early Vote		72	5.50%	36	35

Statement of Vote
Clark County
2009 MUNICIPAL GENERAL ELECTION
06/03/2009

MUNICIPAL COURT JUDGE, DEPT. 2, NORTH LAS VEGAS

	Registered	Turnout	Percent	1	2	
2463 - NLV	1,308	102	7.80%	49	51	
Mail		8	0.61%			***** Insufficient Turnout to Protect Voter Privacy *****
2464 - NLV	949	115	12.12%	75	36	
Election Day Edge		41	4.32%	28	13	
Early Vote		64	6.74%	41	20	
Mail		10	1.05%			***** Insufficient Turnout to Protect Voter Privacy *****
2480 - NLV	1,236	167	13.51%	109	54	
Election Day Edge		78	6.31%	55	22	
Early Vote		80	6.47%	47	30	
Mail		9	0.73%			***** Insufficient Turnout to Protect Voter Privacy *****
2481 - NLV	1,648	169	10.25%	106	53	
Election Day Edge		55	3.34%	38	15	
Early Vote		107	6.49%	63	36	
Mail		7	0.42%			***** Insufficient Turnout to Protect Voter Privacy *****
2482 - NLV	1,087	128	11.78%	73	51	
Election Day Edge		49	4.51%	31	16	
Early Vote		69	6.35%	37	30	
Mail		10	0.92%			***** Insufficient Turnout to Protect Voter Privacy *****
2483 - NLV	842	77	9.14%	44	33	
Election Day Edge		44	5.23%	26	18	
Early Vote		32	3.80%	17	15	
Mail		1	0.12%			***** Insufficient Turnout to Protect Voter Privacy *****
2484 - NLV	837	202	24.13%	117	77	
Election Day Edge		78	9.32%	36	39	
Early Vote		114	13.62%	76	34	
Mail		10	1.19%			***** Insufficient Turnout to Protect Voter Privacy *****
2500 - NLV	1,049	394	36.61%	257	110	
Election Day Edge		130	12.39%	84	40	
Early Vote		224	21.35%	161	52	
Mail		30	2.86%	12	18	
4017 - NLV	1,952	340	17.42%	38	285	
Election Day Edge		192	9.84%	16	166	
Early Vote		121	6.20%	18	97	
Mail		27	1.38%	4	22	
4019 - NLV	92	5	5.43%			***** Insufficient Turnout to Protect Voter Privacy *****
Election Day Edge		0	0.00%	0	0	
Early Vote		2	2.17%			***** Insufficient Turnout to Protect Voter Privacy *****
Mail		3	3.26%			***** Insufficient Turnout to Protect Voter Privacy *****
4022 - NLV	162	25	15.43%	14	11	
Election Day Edge		22	13.58%	12	10	
Early Vote		1	0.62%			***** Insufficient Turnout to Protect Voter Privacy *****
Mail		2	1.23%			***** Insufficient Turnout to Protect Voter Privacy *****
4300 - NLV	284	30	10.56%	14	15	
Election Day Edge		12	4.23%	3	8	
Early Vote		10	3.52%			***** Insufficient Turnout to Protect Voter Privacy *****
Mail		8	2.82%			***** Insufficient Turnout to Protect Voter Privacy *****

Statement of Vote
Clark County
2009 MUNICIPAL GENERAL ELECTION
06/03/2009

MUNICIPAL COURT JUDGE, DEPT. 2, NORTH LAS VEGAS

	Registered	Turnout	Percent	1	2	
4301 - NLV	1,101	157	14.26%	91	57	
Election Day Edge		39	3.54%	23	13	
Early Vote		106	9.63%	57	43	
Mail		12	1.09%	11	1	
4302 - NLV	172	11	6.40%	5	6	
Election Day Edge		1	0.58%			***** Insufficient Turnout to Protect Voter Privacy *****
Early Vote		8	4.65%			***** Insufficient Turnout to Protect Voter Privacy *****
Mail		2	1.16%			***** Insufficient Turnout to Protect Voter Privacy *****
4304 - NLV	1,058	111	10.49%	47	59	
Election Day Edge		41	3.88%	21	20	
Early Vote		62	5.86%	26	34	
Mail		8	0.76%			***** Insufficient Turnout to Protect Voter Privacy *****
4305 - NLV	826	76	9.20%	40	35	
Election Day Edge		40	4.84%	21	19	
Early Vote		31	3.75%	14	16	
Mail		5	0.61%			***** Insufficient Turnout to Protect Voter Privacy *****
4306 - NLV	1,287	128	9.95%	47	79	
Election Day Edge		51	3.96%	21	30	
Early Vote		65	5.05%	18	45	
Mail		12	0.93%	8	4	
4307 - NLV	1,075	90	8.37%	38	48	
Election Day Edge		25	2.33%	8	16	
Early Vote		64	5.95%	29	32	
Mail		1	0.09%			***** Insufficient Turnout to Protect Voter Privacy *****
4310 - NLV	1,115	178	15.96%	10	159	
Election Day Edge		105	9.42%	5	96	
Early Vote		64	5.74%	5	54	
Mail		9	0.81%			***** Insufficient Turnout to Protect Voter Privacy *****
4311 - NLV	1,295	119	9.19%	32	82	
Election Day Edge		47	3.63%	9	37	
Early Vote		45	3.47%	17	26	
Mail		27	2.08%	6	19	
4312 - NLV	705	113	16.03%	23	87	
Election Day Edge		72	10.21%	11	58	
Early Vote		39	5.53%	11	28	
Mail		2	0.28%			***** Insufficient Turnout to Protect Voter Privacy *****
4390 - NLV	66	1	1.52%			***** Insufficient Turnout to Protect Voter Privacy *****
Election Day Edge		0	0.00%	0	0	
Early Vote		0	0.00%	0	0	
Mail		1	1.52%			***** Insufficient Turnout to Protect Voter Privacy *****
4391 - NLV	190	20	10.53%	5	13	
Election Day Edge		0	0.00%	0	0	
Early Vote		0	0.00%	0	0	
Mail		20	10.53%	5	13	
4392 - NLV	301	13	4.32%	5	6	
Election Day Edge		9	2.99%			***** Insufficient Turnout to Protect Voter Privacy *****
Early Vote		4	1.33%			***** Insufficient Turnout to Protect Voter Privacy *****

Statement of Vote
Clark County
2009 MUNICIPAL GENERAL ELECTION
06/03/2009

MUNICIPAL COURT JUDGE, DEPT. 2, NORTH LAS VEGAS

	Registered	Turnout	Percent	1	2
4392 - NLV	301	13	4.32%	5	6
Mail		0	0.00%	0	0
4393 - NLV	274	21	7.66%	15	5
Election Day Edge		10	3.65%		***** Insufficient Turnout to Protect Voter Privacy *****
Early Vote		7	2.55%		***** Insufficient Turnout to Protect Voter Privacy *****
Mail		4	1.46%		***** Insufficient Turnout to Protect Voter Privacy *****
4394 - NLV	561	43	7.66%	16	26
Election Day Edge		17	3.03%	6	10
Early Vote		19	3.39%	6	13
Mail		7	1.25%		***** Insufficient Turnout to Protect Voter Privacy *****
4395 - NLV	19	2	10.53%		***** Insufficient Turnout to Protect Voter Privacy *****
Election Day Edge		0	0.00%	0	0
Early Vote		0	0.00%	0	0
Mail		2	10.53%		***** Insufficient Turnout to Protect Voter Privacy *****
4396 - NLV	602	41	6.81%	26	11
Election Day Edge		17	2.82%	13	4
Early Vote		21	3.49%	10	7
Mail		3	0.50%		***** Insufficient Turnout to Protect Voter Privacy *****
4397 - NLV	234	14	5.98%	8	3
Election Day Edge		7	2.99%		***** Insufficient Turnout to Protect Voter Privacy *****
Early Vote		7	2.99%		***** Insufficient Turnout to Protect Voter Privacy *****
Mail		0	0.00%	0	0
4398 - NLV	17	0	0.00%	0	0
Election Day Edge		0	0.00%	0	0
Early Vote		0	0.00%	0	0
Mail		0	0.00%	0	0
4401 - NLV	136	8	5.88%		***** Insufficient Turnout to Protect Voter Privacy *****
Election Day Edge		0	0.00%	0	0
Early Vote		6	4.41%		***** Insufficient Turnout to Protect Voter Privacy *****
Mail		2	1.47%		***** Insufficient Turnout to Protect Voter Privacy *****
4402 - NLV	323	22	6.81%	3	19
Election Day Edge		17	5.26%	3	14
Early Vote		5	1.55%		***** Insufficient Turnout to Protect Voter Privacy *****
Mail		0	0.00%	0	0
4403 - NLV	467	61	13.06%	27	33
Election Day Edge		17	3.64%	6	10
Early Vote		39	8.35%	18	21
Mail		5	1.07%		***** Insufficient Turnout to Protect Voter Privacy *****
4404 - NLV	8	4	50.00%		***** Insufficient Turnout to Protect Voter Privacy *****
Election Day Edge		0	0.00%	0	0
Early Vote		0	0.00%	0	0
Mail		4	50.00%		***** Insufficient Turnout to Protect Voter Privacy *****
4405 - NLV	16	2	12.50%		***** Insufficient Turnout to Protect Voter Privacy *****
Election Day Edge		0	0.00%	0	0
Early Vote		0	0.00%	0	0
Mail		2	12.50%		***** Insufficient Turnout to Protect Voter Privacy *****

Statement of Vote
Clark County
2009 MUNICIPAL GENERAL ELECTION
06/03/2009

MUNICIPAL COURT JUDGE, DEPT. 2, NORTH LAS VEGAS

	Registered	Turnout	Percent	1	2	
4410 - NLV	704	54	7.67%	15	37	
Election Day Edge		27	3.84%	4	21	
Early Vote		19	2.70%	6	13	
Mail		8	1.14%			***** Insufficient Turnout to Protect Voter Privacy *****
4411 - NLV	269	17	6.32%	5	12	
Election Day Edge		6	2.23%			***** Insufficient Turnout to Protect Voter Privacy *****
Early Vote		11	4.09%	4	7	
Mail		0	0.00%	0	0	
4412 - NLV	208	32	15.38%	15	16	
Election Day Edge		14	6.73%	6	8	
Early Vote		16	7.69%	8	7	
Mail		2	0.96%			***** Insufficient Turnout to Protect Voter Privacy *****
4413 - NLV	268	30	11.19%	12	18	
Election Day Edge		15	5.60%	7	8	
Early Vote		10	3.73%			***** Insufficient Turnout to Protect Voter Privacy *****
Mail		5	1.87%			***** Insufficient Turnout to Protect Voter Privacy *****
4414 - NLV	434	47	10.83%	18	29	
Election Day Edge		26	5.99%	7	19	
Early Vote		16	3.69%	9	7	
Mail		5	1.15%			***** Insufficient Turnout to Protect Voter Privacy *****
4415 - NLV	442	23	5.20%	7	16	
Election Day Edge		12	2.71%	4	8	
Early Vote		8	1.81%			***** Insufficient Turnout to Protect Voter Privacy *****
Mail		3	0.68%			***** Insufficient Turnout to Protect Voter Privacy *****
4416 - NLV	1,179	98	8.31%	58	37	
Election Day Edge		47	3.99%	31	15	
Early Vote		37	3.14%	20	15	
Mail		14	1.19%	7	7	
4417 - NLV	655	62	9.47%	26	33	
Election Day Edge		24	3.66%	13	10	
Early Vote		31	4.73%	9	20	
Mail		7	1.07%			***** Insufficient Turnout to Protect Voter Privacy *****
4420 - NLV	186	21	11.29%	11	10	
Election Day Edge		5	2.69%			***** Insufficient Turnout to Protect Voter Privacy *****
Early Vote		13	6.99%	7	6	
Mail		3	1.61%			***** Insufficient Turnout to Protect Voter Privacy *****
4421 - NLV	0	0	0.00%	0	0	
Election Day Edge		0	0.00%	0	0	
Early Vote		0	0.00%	0	0	
Mail		0	0.00%	0	0	
4422 - NLV	214	20	9.35%	5	14	
Election Day Edge		11	5.14%	3	8	
Early Vote		7	3.27%			***** Insufficient Turnout to Protect Voter Privacy *****
Mail		2	0.93%			***** Insufficient Turnout to Protect Voter Privacy *****
4423 - NLV	2	0	0.00%	0	0	
Election Day Edge		0	0.00%	0	0	

Statement of Vote
Clark County
2009 MUNICIPAL GENERAL ELECTION
06/03/2009

CERTIFIED COPY

This is hereby certified a true
and correct copy

Aneta Sheldon

Assistant City Clerk
City of North Las Vegas
Clark County, Nevada

Date: 6/29/09

MUNICIPAL COURT JUDGE, DEPT. 2, NORTH LAS VEGAS

	Registered	Turnout	Percent	1	2
4423 - NLV	2	0	0.00%	0	0
Early Vote		0	0.00%	0	0
Mail		0	0.00%	0	0
4428 - NLV	10	1	10.00%		
Election Day Edge		0	0.00%	0	0
Early Vote		0	0.00%	0	0
Mail		1	10.00%		
				****	Insufficient Turnout to Protect Voter Privacy ****
				****	Insufficient Turnout to Protect Voter Privacy ****
	77,493	9,863	12.73%	5,369	4,160

Candidates

- 1 Hoeffgen, Sean
- 2 Kimble-Simms, Marsha

APPROVED this 17th day of June, 2009.

[Signature]
Michael L. Montandon, Mayor

[Signature]
William E. Robinson, Mayor Pro Tempore

[Signature]
Stephanie S. Smith, Councilwoman

[Signature]
Shari Buck, Councilwoman

[Signature]
Robert L. Eliason, Councilman

[Signature]
Attest: Karen L. Storms, CMC, City Clerk