

**North Las Vegas 1999 Municipal Primary**  
**May 20, 1999**  
**Summary Report**  
**Clark County**  
**Election Day - Official Final**

**Registration and Turnout**

Active Registration	31,120
Inactive Registration	1,904
<b>Total Registration</b>	<b>33,024</b>

Election Day	4,094	12.40%
In-Office/Early Vote	694	2.10%
Mail	842	2.55%
<b>Total Turnout</b>	<b>5,630</b>	<b>17.05%</b>

<b>City Council Member, North Las Vegas</b>	<b>29/29</b>	<b>100.00%</b>
BLAKE, MARCIA	1,220	11.85%
BROWN, PAULA	1,844	17.91%
BUCK, SHARI	1,386	13.46%
CAMPAGNA, BOB	136	1.32%
CIENEGA, DAVE	156	1.52%
GLASS, CONNIE	277	2.69%
HINSON, LINDA	492	4.78%
LONG, RON	1,148	11.15%
MONTANEZ, CHRIS	326	3.17%
PERKINS, LAURA	140	1.36%
ROBINSON, WILLIAM	2,181	21.18%
VAUGHAN, STAN	137	1.33%
WHITE, TONY	854	8.29%
<b>Total...</b>	<b>10,297</b>	<b>100.00%</b>

**Statement of Vote**  
**Clark County**  
**MUNICIPAL PRIMARY 1999**  
**5/20/99**

**City Council Member, North Las Vegas**

	Registered	Turnout	Percent	1	2	3	4	5	6	7	8	9	10	11	12	13
<b>2003 - NLV</b>	<b>1,435</b>	<b>310</b>	<b>21.60%</b>	<b>45</b>	<b>97</b>	<b>121</b>	<b>2</b>	<b>5</b>	<b>9</b>	<b>13</b>	<b>134</b>	<b>16</b>	<b>6</b>	<b>97</b>	<b>2</b>	<b>40</b>
Election Day		255	17.77%	38	73	104	1	4	4	10	113	13	5	82	2	33
In-Office/Early Vote		33	2.30%	4	9	12	0	1	2	3	15	1	0	12	0	5
Mail		22	1.53%	3	15	5	1	0	3	0	6	2	0	3	0	2
<b>2004 - NLV</b>	<b>0</b>	<b>0</b>	<b>0.00%</b>	<b>0</b>	<b>0</b>	<b>0</b>	<b>0</b>	<b>0</b>	<b>0</b>	<b>0</b>	<b>0</b>	<b>0</b>	<b>0</b>	<b>0</b>	<b>0</b>	<b>0</b>
In-Office/Early Vote		0	0.00%	0	0	0	0	0	0	0	0	0	0	0	0	0
Mail		0	0.00%	0	0	0	0	0	0	0	0	0	0	0	0	0
<b>2005 - NLV</b>	<b>3</b>	<b>1</b>	<b>33.33%</b>		*****	Insufficient Turnout to Protect Voter Privacy						*****	<b>0</b>	<b>0</b>	<b>0</b>	<b>0</b>
In-Office/Early Vote		0	0.00%	0	0	0	0	0	0	0	0	0	0	0	0	0
Mail		1	33.33%		*****	Insufficient Turnout to Protect Voter Privacy						*****	<b>0</b>	<b>0</b>	<b>0</b>	<b>0</b>
<b>2006 - NLV</b>	<b>1,397</b>	<b>295</b>	<b>21.12%</b>	<b>39</b>	<b>70</b>	<b>73</b>	<b>3</b>	<b>15</b>	<b>14</b>	<b>16</b>	<b>125</b>	<b>20</b>	<b>5</b>	<b>87</b>	<b>2</b>	<b>66</b>
Election Day		258	18.47%	35	59	70	3	13	12	13	117	17	4	73	2	55
In-Office/Early Vote		27	1.93%	3	11	2	0	1	2	1	4	2	0	10	0	9
Mail		10	0.72%		*****	Insufficient Turnout to Protect Voter Privacy						*****	<b>1</b>	<b>4</b>	<b>0</b>	<b>2</b>
<b>2007 - NLV</b>	<b>1,313</b>	<b>242</b>	<b>18.43%</b>	<b>25</b>	<b>65</b>	<b>52</b>	<b>18</b>	<b>4</b>	<b>10</b>	<b>10</b>	<b>105</b>	<b>12</b>	<b>3</b>	<b>104</b>	<b>8</b>	<b>21</b>
Election Day		207	15.77%	22	52	46	14	3	8	8	96	9	0	92	5	17
In-Office/Early Vote		20	1.52%	1	7	6	2	1	0	2	6	3	0	7	0	1
Mail		15	1.14%	2	6	0	2	0	2	0	3	0	3	5	3	3
<b>2008 - NLV</b>	<b>1,058</b>	<b>138</b>	<b>13.04%</b>	<b>41</b>	<b>42</b>	<b>41</b>	<b>2</b>	<b>5</b>	<b>9</b>	<b>0</b>	<b>60</b>	<b>5</b>	<b>0</b>	<b>47</b>	<b>2</b>	<b>12</b>
Election Day		109	10.30%	34	32	35	0	1	6	0	54	1	0	37	2	9
In-Office/Early Vote		14	1.32%	4	4	4	0	2	2	0	0	3	0	8	0	1
Mail		15	1.42%	3	6	2	2	2	1	0	6	1	0	2	0	2
<b>2009 - NLV</b>	<b>1,676</b>	<b>253</b>	<b>15.10%</b>	<b>38</b>	<b>75</b>	<b>82</b>	<b>13</b>	<b>8</b>	<b>18</b>	<b>27</b>	<b>76</b>	<b>11</b>	<b>8</b>	<b>72</b>	<b>9</b>	<b>32</b>
Election Day		205	12.23%	32	62	66	10	7	14	20	70	8	5	59	6	27
In-Office/Early Vote		29	1.73%	2	8	7	0	0	3	7	3	1	1	9	2	5
Mail		19	1.13%	4	5	9	3	1	1	0	3	2	2	4	1	0
<b>2010 - NLV</b>	<b>1,978</b>	<b>264</b>	<b>13.35%</b>	<b>98</b>	<b>72</b>	<b>85</b>	<b>6</b>	<b>2</b>	<b>5</b>	<b>19</b>	<b>50</b>	<b>9</b>	<b>3</b>	<b>95</b>	<b>10</b>	<b>39</b>
Election Day		204	10.31%	93	45	70	5	2	4	9	46	8	1	70	5	30
In-Office/Early Vote		31	1.57%	1	9	7	1	0	0	7	4	0	0	18	3	3
Mail		29	1.47%	4	18	8	0	0	1	3	0	1	2	7	2	6
<b>2011 - NLV</b>	<b>1,914</b>	<b>380</b>	<b>19.85%</b>	<b>243</b>	<b>71</b>	<b>129</b>	<b>6</b>	<b>8</b>	<b>8</b>	<b>13</b>	<b>60</b>	<b>15</b>	<b>4</b>	<b>94</b>	<b>6</b>	<b>42</b>
Election Day		309	16.14%	221	55	104	4	8	4	6	44	10	3	73	6	31
In-Office/Early Vote		43	2.25%	12	9	14	0	0	3	7	9	3	0	16	0	8
Mail		28	1.46%	10	7	11	2	0	1	0	7	2	1	5	0	3

**Statement of Vote**  
**Clark County**  
**MUNICIPAL PRIMARY 1999**  
**5/20/99**

**City Council Member, North Las Vegas**

	Registered	Turnout	Percent	1	2	3	4	5	6	7	8	9	10	11	12	13
<b>2012 - NLV</b>	<b>355</b>	<b>134</b>	<b>37.75%</b>	<b>62</b>	<b>33</b>	<b>51</b>	<b>3</b>	<b>4</b>	<b>5</b>	<b>5</b>	<b>14</b>	<b>6</b>	<b>5</b>	<b>29</b>	<b>6</b>	<b>13</b>
In-Office/Early Vote		1	0.28%		*****	Insufficient Turnout to Protect Voter Privacy						*****	0	0	0	0
Mail		133	37.46%	61	33	51	3	4	5	5	14	6	5	29	6	13
<b>2015 - NLV</b>	<b>663</b>	<b>147</b>	<b>22.17%</b>	<b>71</b>	<b>36</b>	<b>33</b>	<b>0</b>	<b>11</b>	<b>11</b>	<b>8</b>	<b>14</b>	<b>29</b>	<b>0</b>	<b>47</b>	<b>4</b>	<b>5</b>
Election Day		125	18.85%	65	31	25	0	8	10	5	11	23	0	41	3	4
In-Office/Early Vote		16	2.41%	5	5	5	0	3	1	2	0	6	0	4	0	1
Mail		6	0.90%	*****	Insufficient Turnout to Protect Voter Privacy						*****	0	2	1	0	
<b>2016 - NLV</b>	<b>446</b>	<b>117</b>	<b>26.23%</b>	<b>13</b>	<b>37</b>	<b>48</b>	<b>3</b>	<b>3</b>	<b>15</b>	<b>10</b>	<b>10</b>	<b>10</b>	<b>4</b>	<b>42</b>	<b>4</b>	<b>8</b>
Election Day		91	20.40%	12	22	42	1	2	11	9	10	8	2	32	4	8
In-Office/Early Vote		12	2.69%	1	8	2	0	1	2	1	0	2	0	5	0	0
Mail		14	3.14%	0	7	4	2	0	2	0	0	0	2	5	0	0
<b>2017 - NLV</b>	<b>0</b>	<b>0</b>	<b>0.00%</b>	<b>0</b>	<b>0</b>	<b>0</b>	<b>0</b>	<b>0</b>	<b>0</b>	<b>0</b>	<b>0</b>	<b>0</b>	<b>0</b>	<b>0</b>	<b>0</b>	<b>0</b>
In-Office/Early Vote		0	0.00%	0	0	0	0	0	0	0	0	0	0	0	0	0
Mail		0	0.00%	0	0	0	0	0	0	0	0	0	0	0	0	0
<b>2018 - NLV</b>	<b>1</b>	<b>1</b>	<b>100.00%</b>		*****	Insufficient Turnout to Protect Voter Privacy						*****	0	0	0	0
In-Office/Early Vote		1	100.00%		*****	Insufficient Turnout to Protect Voter Privacy						*****	0	0	0	0
Mail		0	0.00%	0	0	0	0	0	0	0	0	0	0	0	0	0
<b>2019 - NLV</b>	<b>126</b>	<b>31</b>	<b>24.60%</b>	<b>0</b>	<b>19</b>	<b>5</b>	<b>0</b>	<b>1</b>	<b>4</b>	<b>1</b>	<b>3</b>	<b>2</b>	<b>3</b>	<b>11</b>	<b>0</b>	<b>0</b>
In-Office/Early Vote		0	0.00%	0	0	0	0	0	0	0	0	0	0	0	0	0
Mail		31	24.60%	0	19	5	0	1	4	1	3	2	3	11	0	0
<b>2020 - NLV</b>	<b>71</b>	<b>18</b>	<b>25.35%</b>	<b>1</b>	<b>10</b>	<b>0</b>	<b>2</b>	<b>1</b>	<b>2</b>	<b>3</b>	<b>1</b>	<b>0</b>	<b>0</b>	<b>5</b>	<b>0</b>	<b>1</b>
In-Office/Early Vote		0	0.00%	0	0	0	0	0	0	0	0	0	0	0	0	0
Mail		18	25.35%	1	10	0	2	1	2	3	1	0	0	5	0	1
<b>2021 - NLV</b>	<b>21</b>	<b>4</b>	<b>19.05%</b>		*****	Insufficient Turnout to Protect Voter Privacy						*****	0	0	0	0
In-Office/Early Vote		0	0.00%	0	0	0	0	0	0	0	0	0	0	0	0	0
Mail		4	19.05%		*****	Insufficient Turnout to Protect Voter Privacy						*****	0	0	0	0
<b>2022 - NLV</b>	<b>541</b>	<b>118</b>	<b>21.81%</b>	<b>22</b>	<b>32</b>	<b>41</b>	<b>3</b>	<b>1</b>	<b>26</b>	<b>3</b>	<b>32</b>	<b>21</b>	<b>1</b>	<b>22</b>	<b>0</b>	<b>3</b>
Election Day		96	17.74%	18	27	31	0	1	22	3	27	18	0	19	0	3
In-Office/Early Vote		13	2.40%	3	1	4	3	0	4	0	3	2	0	1	0	0
Mail		9	1.66%		*****	Insufficient Turnout to Protect Voter Privacy						*****	1	2	0	0
<b>2023 - NLV</b>	<b>800</b>	<b>210</b>	<b>26.25%</b>	<b>48</b>	<b>96</b>	<b>45</b>	<b>4</b>	<b>10</b>	<b>24</b>	<b>21</b>	<b>29</b>	<b>46</b>	<b>2</b>	<b>57</b>	<b>2</b>	<b>4</b>
Election Day		149	18.63%	43	61	29	4	7	20	14	25	38	0	41	2	3
In-Office/Early Vote		33	4.13%	0	21	8	0	1	2	4	3	5	0	8	0	1

Statement of Vote  
Clark County  
**MUNICIPAL PRIMARY 1999**  
5/20/99

City Council Member, North Las Vegas

	Registered	Turnout	Percent	1	2	3	4	5	6	7	8	9	10	11	12	13
Mail		28	3.50%	5	14	8	0	2	2	3	1	3	2	8	0	0
<b>2024 - NLV</b>	<b>0</b>	<b>0</b>	<b>0.00%</b>	<b>0</b>	<b>0</b>	<b>0</b>	<b>0</b>	<b>0</b>	<b>0</b>	<b>0</b>	<b>0</b>	<b>0</b>	<b>0</b>	<b>0</b>	<b>0</b>	<b>0</b>
In-Office/Early Vote		0	0.00%	0	0	0	0	0	0	0	0	0	0	0	0	0
Mail		0	0.00%	0	0	0	0	0	0	0	0	0	0	0	0	0
<b>2137 - NLV</b>	<b>0</b>	<b>0</b>	<b>0.00%</b>	<b>0</b>	<b>0</b>	<b>0</b>	<b>0</b>	<b>0</b>	<b>0</b>	<b>0</b>	<b>0</b>	<b>0</b>	<b>0</b>	<b>0</b>	<b>0</b>	<b>0</b>
In-Office/Early Vote		0	0.00%	0	0	0	0	0	0	0	0	0	0	0	0	0
Mail		0	0.00%	0	0	0	0	0	0	0	0	0	0	0	0	0
<b>2141 - NLV</b>	<b>0</b>	<b>0</b>	<b>0.00%</b>	<b>0</b>	<b>0</b>	<b>0</b>	<b>0</b>	<b>0</b>	<b>0</b>	<b>0</b>	<b>0</b>	<b>0</b>	<b>0</b>	<b>0</b>	<b>0</b>	<b>0</b>
In-Office/Early Vote		0	0.00%	0	0	0	0	0	0	0	0	0	0	0	0	0
Mail		0	0.00%	0	0	0	0	0	0	0	0	0	0	0	0	0
<b>2142 - NLV</b>	<b>0</b>	<b>0</b>	<b>0.00%</b>	<b>0</b>	<b>0</b>	<b>0</b>	<b>0</b>	<b>0</b>	<b>0</b>	<b>0</b>	<b>0</b>	<b>0</b>	<b>0</b>	<b>0</b>	<b>0</b>	<b>0</b>
In-Office/Early Vote		0	0.00%	0	0	0	0	0	0	0	0	0	0	0	0	0
Mail		0	0.00%	0	0	0	0	0	0	0	0	0	0	0	0	0
<b>2145 - NLV</b>	<b>0</b>	<b>0</b>	<b>0.00%</b>	<b>0</b>	<b>0</b>	<b>0</b>	<b>0</b>	<b>0</b>	<b>0</b>	<b>0</b>	<b>0</b>	<b>0</b>	<b>0</b>	<b>0</b>	<b>0</b>	<b>0</b>
In-Office/Early Vote		0	0.00%	0	0	0	0	0	0	0	0	0	0	0	0	0
Mail		0	0.00%	0	0	0	0	0	0	0	0	0	0	0	0	0
<b>4001 - NLV</b>	<b>469</b>	<b>58</b>	<b>12.37%</b>	<b>3</b>	<b>32</b>	<b>6</b>	<b>1</b>	<b>2</b>	<b>3</b>	<b>7</b>	<b>4</b>	<b>5</b>	<b>2</b>	<b>37</b>	<b>0</b>	<b>9</b>
Election Day		44	9.38%	1	21	5	0	2	2	5	3	3	2	31	0	9
In-Office/Early Vote		8	1.71%		****	Insufficient Turnout to Protect Voter Privacy						****	0	2	0	0
Mail		6	1.28%		****	Insufficient Turnout to Protect Voter Privacy						****	0	4	0	0
<b>4002 - NLV</b>	<b>2,035</b>	<b>391</b>	<b>19.21%</b>	<b>84</b>	<b>138</b>	<b>135</b>	<b>19</b>	<b>19</b>	<b>6</b>	<b>28</b>	<b>61</b>	<b>11</b>	<b>14</b>	<b>107</b>	<b>40</b>	<b>53</b>
Election Day		323	15.87%	72	107	115	17	13	2	22	52	9	9	86	38	48
In-Office/Early Vote		49	2.41%	9	23	16	2	1	2	5	5	1	3	14	2	3
Mail		19	0.93%	3	6	4	0	5	2	1	4	1	2	7	0	2
<b>4003 - NLV</b>	<b>1,468</b>	<b>243</b>	<b>16.55%</b>	<b>74</b>	<b>54</b>	<b>99</b>	<b>6</b>	<b>7</b>	<b>8</b>	<b>18</b>	<b>74</b>	<b>8</b>	<b>1</b>	<b>79</b>	<b>5</b>	<b>28</b>
Election Day		194	13.22%	68	38	85	3	5	3	13	63	4	1	58	4	24
In-Office/Early Vote		26	1.77%	4	5	10	1	0	2	5	6	2	0	13	0	1
Mail		23	1.57%	2	11	4	2	2	3	0	5	2	0	8	1	3
<b>4004 - NLV</b>	<b>1,813</b>	<b>225</b>	<b>13.95%</b>	<b>75</b>	<b>71</b>	<b>52</b>	<b>9</b>	<b>14</b>	<b>11</b>	<b>11</b>	<b>64</b>	<b>1</b>	<b>4</b>	<b>79</b>	<b>5</b>	<b>23</b>
Election Day		177	10.97%	70	50	45	2	7	8	5	55	1	3	65	4	19
In-Office/Early Vote		22	1.36%	2	12	4	2	4	2	2	2	0	0	7	0	3
Mail		26	1.61%	3	9	3	5	3	1	4	7	0	1	7	1	1

Statement of Vote  
Clark County  
MUNICIPAL PRIMARY 1999  
5/20/99

**City Council Member, North Las Vegas**

	Registered	Turnout	Percent	1	2	3	4	5	6	7	8	9	10	11	12	13	
<b>4005 - NLV *</b>	<b>2,776</b>	<b>291</b>	<b>10.48%</b>	<b>105</b>	<b>62</b>	<b>88</b>	<b>10</b>	<b>3</b>	<b>3</b>	<b>14</b>	<b>88</b>	<b>3</b>	<b>1</b>	<b>115</b>	<b>4</b>	<b>43</b>	
Election Day		214	7.71%	87	40	63	8	1	3	6	72	2	1	82	4	31	
In-Office/Early Vote		56	2.02%	15	13	16	1	1	0	8	12	0	0	25	0	10	
Mail		21	0.76%	3	9	9	1	1	0	0	4	1	0	8	0	2	
<b>4006 - NLV</b>	<b>5</b>	<b>0</b>	<b>0.00%</b>	<b>0</b>	<b>0</b>	<b>0</b>	<b>0</b>	<b>0</b>	<b>0</b>	<b>0</b>	<b>0</b>	<b>0</b>	<b>0</b>	<b>0</b>	<b>0</b>	<b>0</b>	
Election Day		0	0.00%	0	0	0	0	0	0	0	0	0	0	0	0	0	
In-Office/Early Vote		0	0.00%	0	0	0	0	0	0	0	0	0	0	0	0	0	
Mail		0	0.00%	0	0	0	0	0	0	0	0	0	0	0	0	0	
<b>4007 - NLV</b>	<b>1,071</b>	<b>126</b>	<b>11.76%</b>	<b>9</b>	<b>64</b>	<b>19</b>	<b>3</b>	<b>6</b>	<b>10</b>	<b>21</b>	<b>7</b>	<b>10</b>	<b>8</b>	<b>72</b>	<b>1</b>	<b>6</b>	
Election Day		102	9.52%	8	56	15	2	3	9	14	6	10	5	58	1	5	
In-Office/Early Vote		20	1.87%	1	7	4	1	3	0	5	1	0	3	12	0	1	
Mail		4	0.37%	***** Insufficient Turnout to Protect Voter Privacy *****										0	2	0	0
<b>4008 - NLV *</b>	<b>1,245</b>	<b>109</b>	<b>8.76%</b>	<b>25</b>	<b>44</b>	<b>18</b>	<b>1</b>	<b>0</b>	<b>3</b>	<b>17</b>	<b>21</b>	<b>3</b>	<b>1</b>	<b>51</b>	<b>1</b>	<b>16</b>	
Election Day		79	6.35%	18	31	15	1	0	0	12	17	3	1	36	1	12	
In-Office/Early Vote		20	1.61%	6	6	3	0	0	1	2	4	0	0	12	0	2	
Mail		10	0.80%	1	7	0	0	0	2	3	0	0	0	3	0	2	
<b>4009 - NLV</b>	<b>558</b>	<b>77</b>	<b>13.80%</b>	<b>6</b>	<b>36</b>	<b>13</b>	<b>0</b>	<b>0</b>	<b>10</b>	<b>11</b>	<b>21</b>	<b>8</b>	<b>2</b>	<b>22</b>	<b>2</b>	<b>13</b>	
Election Day		58	10.39%	1	27	11	0	0	5	6	19	7	2	19	2	10	
In-Office/Early Vote		12	2.15%	2	6	2	0	0	3	3	2	1	0	2	0	3	
Mail		7	1.25%	***** Insufficient Turnout to Protect Voter Privacy *****										0	1	0	0
<b>4010 - NLV</b>	<b>205</b>	<b>33</b>	<b>16.10%</b>	<b>2</b>	<b>18</b>	<b>4</b>	<b>0</b>	<b>0</b>	<b>1</b>	<b>5</b>	<b>5</b>	<b>7</b>	<b>0</b>	<b>9</b>	<b>1</b>	<b>6</b>	
Election Day		17	8.29%	0	10	1	0	0	0	2	1	4	0	7	0	3	
In-Office/Early Vote		10	4.88%	***** Insufficient Turnout to Protect Voter Privacy *****										0	1	0	1
Mail		6	2.93%	***** Insufficient Turnout to Protect Voter Privacy *****										0	1	1	2
<b>4011 - NLV</b>	<b>930</b>	<b>161</b>	<b>17.31%</b>	<b>9</b>	<b>85</b>	<b>28</b>	<b>7</b>	<b>7</b>	<b>5</b>	<b>23</b>	<b>21</b>	<b>11</b>	<b>3</b>	<b>75</b>	<b>1</b>	<b>32</b>	
Election Day		112	12.04%	5	56	21	5	6	4	13	16	5	2	56	1	24	
In-Office/Early Vote		37	3.98%	4	23	5	1	1	0	8	2	5	1	14	0	7	
Mail		12	1.29%	0	6	2	1	0	1	2	3	1	0	5	0	1	
<b>4012 - NLV</b>	<b>65</b>	<b>22</b>	<b>33.85%</b>	<b>1</b>	<b>10</b>	<b>9</b>	<b>0</b>	<b>1</b>	<b>0</b>	<b>2</b>	<b>3</b>	<b>2</b>	<b>0</b>	<b>9</b>	<b>0</b>	<b>1</b>	
In-Office/Early Vote		0	0.00%	0	0	0	0	0	0	0	0	0	0	0	0	0	
Mail		22	33.85%	1	10	9	0	1	0	2	3	2	0	9	0	1	
<b>4013 - NLV</b>	<b>158</b>	<b>57</b>	<b>36.08%</b>	<b>12</b>	<b>16</b>	<b>26</b>	<b>2</b>	<b>0</b>	<b>3</b>	<b>10</b>	<b>1</b>	<b>3</b>	<b>2</b>	<b>17</b>	<b>1</b>	<b>2</b>	
In-Office/Early Vote		2	1.27%	***** Insufficient Turnout to Protect Voter Privacy *****										0	0	0	1
Mail		55	34.81%	12	16	25	2	0	3	9	1	3	2	17	1	1	

Totals reflect results of the revote conducted for precincts 4005 and 4008 on May 20, 1999

Statement of Vote  
Clark County  
**MUNICIPAL PRIMARY 1999**  
5/20/99

City Council Member, North Las Vegas

	Registered	Turnout	Percent	1	2	3	4	5	6	7	8	9	10	11	12	13
14 - NLV	222	74	33.33%	9	35	21	0	0	6	5	8	10	2	24	4	1
n-Office/Early Vote		3	1.35%		*****	Insufficient Turnout to Protect Voter Privacy						*****	0	1	0	0
Mail		71	31.98%	7	34	19	0	0	6	5	8	10	2	23	4	1
15 - NLV	1,168	156	13.36%	6	82	15	2	3	8	15	10	12	4	98	2	26
Election Day		118	10.10%	6	56	9	1	3	6	11	8	8	4	81	2	23
n-Office/Early Vote		26	2.23%	0	16	5	1	0	0	2	2	4	0	15	0	1
Mail		12	1.03%	0	10	1	0	0	2	2	0	0	0	2	0	2
16 - NLV	3	0	0.00%	0	0	0	0	0	0	0	0	0	0	0	0	0
n-Office/Early Vote		0	0.00%	0	0	0	0	0	0	0	0	0	0	0	0	0
Mail		0	0.00%	0	0	0	0	0	0	0	0	0	0	0	0	0
17 - NLV	1,206	295	24.46%	5	98	1	1	2	8	52	4	0	23	213	1	114
Election Day		236	19.57%	5	68	1	1	1	7	45	3	0	16	181	0	88
n-Office/Early Vote		35	2.90%	0	15	0	0	0	0	2	0	0	6	21	1	20
Mail		24	1.99%	0	15	0	0	1	1	5	1	0	1	11	0	6
18 - NLV	1,315	181	13.76%	7	67	3	2	4	3	46	6	7	7	113	3	60
Election Day		138	10.49%	5	48	3	2	4	2	32	6	5	5	97	2	47
n-Office/Early Vote		26	1.98%	2	15	0	0	0	0	10	0	2	2	11	0	7
Mail		17	1.29%	0	4	0	0	0	1	4	0	0	0	5	1	6
19 - NLV	133	8	6.02%		*****	Insufficient Turnout to Protect Voter Privacy						*****	0	0	0	0
n-Office/Early Vote		0	0.00%	0	0	0	0	0	0	0	0	0	0	0	0	0
Mail		8	6.02%		*****	Insufficient Turnout to Protect Voter Privacy						*****	0	0	0	0
20 - NLV	824	188	22.82%	11	58	0	2	0	4	21	1	2	7	137	0	106
Election Day		159	19.30%	10	49	0	1	0	4	17	1	1	5	116	0	92
n-Office/Early Vote		20	2.43%	0	6	0	1	0	0	4	0	0	2	16	0	8
Mail		9	1.09%		*****	Insufficient Turnout to Protect Voter Privacy						*****	0	5	0	6
21 - NLV	269	32	11.90%	1	14	3	1	0	1	6	1	3	1	14	1	3
n-Office/Early Vote		4	1.49%		*****	Insufficient Turnout to Protect Voter Privacy						*****	0	1	0	0
Mail		28	10.41%	1	12	2	1	0	0	6	1	2	1	13	1	3
22 - NLV	107	53	49.53%	6	29	8	0	1	3	3	8	1	5	16	1	6
n-Office/Early Vote		1	0.93%		*****	Insufficient Turnout to Protect Voter Privacy						*****	0	0	0	0
Mail		52	48.60%	6	28	8	0	1	3	3	8	1	5	16	1	6
23 - NLV	0	0	0.00%	0	0	0	0	0	0	0	0	0	0	0	0	0
n-Office/Early Vote		0	0.00%	0	0	0	0	0	0	0	0	0	0	0	0	0

**Statement of Vote**  
**Clark County**  
**MUNICIPAL PRIMARY 1999**

6/20/99


**City Council Member, North Las Vegas**


	Registered	Turnout	Percent	1	2	3	4	5	6	7	8	9	10	11	12	13	
Mail		0	0.00%	0	0	0	0	0	0	0	0	0	0	0	0	0	
<b>1024 - NLV</b>	<b>328</b>	<b>63</b>	<b>16.16%</b>	<b>6</b>	<b>15</b>	<b>13</b>	<b>2</b>	<b>0</b>	<b>6</b>	<b>10</b>	<b>10</b>	<b>6</b>	<b>4</b>	<b>23</b>	<b>0</b>	<b>6</b>	
Election Day		25	7.62%	3	8	5	0	0	3	6	4	3	0	10	0	5	
In-Office/Early Vote		15	4.57%	1	5	6	0	0	2	1	3	1	1	8	0	0	
Mail		13	3.96%	1	2	2	2	0	0	3	3	1	3	5	0	1	
<b>1025 - NLV</b>	<b>325</b>	<b>35</b>	<b>10.77%</b>	<b>11</b>	<b>13</b>	<b>6</b>	<b>0</b>	<b>1</b>	<b>3</b>	<b>4</b>	<b>6</b>	<b>4</b>	<b>0</b>	<b>13</b>	<b>1</b>	<b>1</b>	
Election Day		27	8.31%	7	8	5	0	0	3	4	6	3	0	11	0	0	
In-Office/Early Vote		4	1.23%	***** Insufficient Turnout to Protect Voter Privacy *****										0	1	0	1
Mail		4	1.23%	***** Insufficient Turnout to Protect Voter Privacy *****										0	1	1	0
<b>1026 - NLV</b>	<b>501</b>	<b>69</b>	<b>13.77%</b>	<b>2</b>	<b>32</b>	<b>12</b>	<b>3</b>	<b>4</b>	<b>6</b>	<b>7</b>	<b>10</b>	<b>4</b>	<b>2</b>	<b>33</b>	<b>6</b>	<b>8</b>	
Election Day		48	9.58%	1	20	9	1	4	6	3	8	4	2	23	4	6	
In-Office/Early Vote		14	2.79%	1	8	3	0	0	0	2	2	0	0	6	2	1	
Mail		7	1.40%	***** Insufficient Turnout to Protect Voter Privacy *****										0	4	0	1
<b>1027 - NLV</b>	<b>227</b>	<b>30</b>	<b>13.22%</b>	<b>2</b>	<b>11</b>	<b>2</b>	<b>0</b>	<b>4</b>	<b>7</b>	<b>6</b>	<b>1</b>	<b>3</b>	<b>3</b>	<b>10</b>	<b>2</b>	<b>2</b>	
Election Day		15	6.61%	2	6	1	0	3	2	2	0	1	0	8	0	2	
In-Office/Early Vote		11	4.85%	0	5	1	0	1	3	2	0	2	2	2	1	0	
Mail		4	1.76%	***** Insufficient Turnout to Protect Voter Privacy *****										1	0	1	0
<b>TOTAL *</b>	<b>33,024</b>	<b>5,630</b>	<b>17.05%</b>	<b>1,220</b>	<b>1,844</b>	<b>1,386</b>	<b>136</b>	<b>156</b>	<b>277</b>	<b>492</b>	<b>1,148</b>	<b>326</b>	<b>140</b>	<b>2,181</b>	<b>137</b>	<b>854</b>	

**APPROVED: May 21, 1999**


**Candidates**

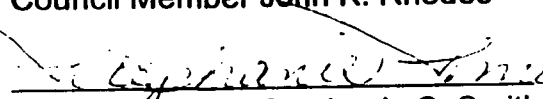
- 1 BLAKE, MARCIA
- 2 BROWN, PAULA
- 3 BUCK, SHARI
- 4 CAMPAGNA, BOB
- 5 CIENEGA, DAVE
- 6 GLASS, CONNIE
- 7 HINSON, LINDA
- 8 LONG, RON
- 9 MONTANEZ, CHRIS
- 10 PERKINS, LAURA
- 11 ROBINSON, WILLIAM
- 12 VAUGHAN, STAN
- 13 WHITE, TONY


  
 \_\_\_\_\_  
 Mayor Michael L. Montandon

  
 \_\_\_\_\_  
 Mayor Pro Tem William E. Robinson

\_\_\_\_\_  
 Council Member John K. Rhodes

  
 \_\_\_\_\_  
 Council Member Paula L. Brown

  
 \_\_\_\_\_  
 Council Member Stephanie S. Smith

  
 \_\_\_\_\_  
 Attest: Eileen M. Sevigny, CMC  
 City Clerk

Totals reflect results of the revote conducted for precincts 4006 and 4008 on May 20, 1999